


Assembly Instruction

Serino Lounge end module
1063999



880x880x640mm

16-09-2020

ILVA

Kære Kunde

**Tillykke med dit nye køb.
Følg disse råd og få det bedste
resultat, når du samler produktet.**

Læs vejledningen grundigt, før du går i gang.
Find hjælp, hvis I skal være to til at samle møblet.
Tjek at pakken indeholder alle dele på
materialeoversigten.
Saml møblet på et blødt underlag, så du undgår ridser.
Følg vejledningen nøje.
Efterspænd møblet efter en måned.
Gem denne vejledning.

Afsæt god tid.

Nogle møbler kan samles på få minutter. Andre – der
f.eks. består af flere dele – kan tage over en time at
samle. Afsæt god tid eller gør evt. arbejdet af flere
omgange.

Mangler du enkeltdele, eller har du spørgsmål til
Samlevejledningen kontakt kundeservice på ilva.dk.

Venlig hilsen
ILVA



Anbefalet:

Dear Customer

**Congratulations on your new
purchase.
Follow this advice and get the best
Result when assembling the product.**

Read the instruction carefully before you start.
Get help, if two persons are required for assembly.
Make sure, you have all parts on the total material list.
Work on a soft, flat surface to avoid any damage to the
finish.
Follow the assembly instruction.
Tighten the furniture joints after a Month.
Keep the assembly instruction.

Allocate good time

Some furniture can be assembled in minutes. Others –
e.g. products in several parts – can take more than an
hour to finish. Make sure to allocate good time or
divide up the work.

If any parts are missing or you have questions for the
Assembly instruction contact support at ilva.dk.

Best regards
ILVA

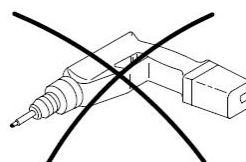


Recommended:

Tools needed

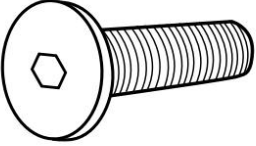
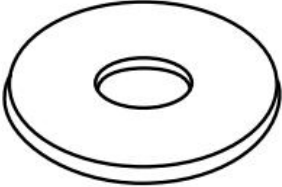



Don't use!!!

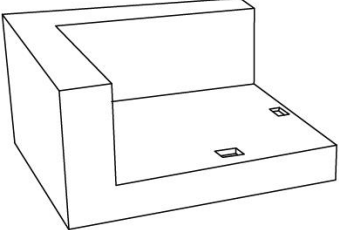

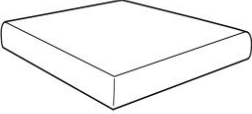
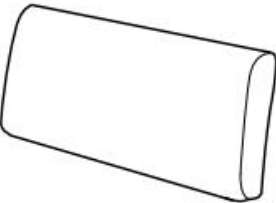
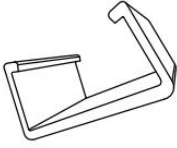


ILVA

Total material list, hardware

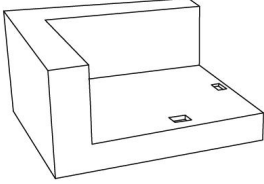

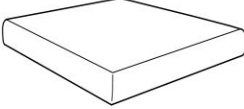
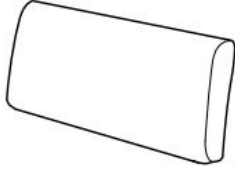
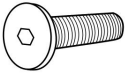



Number F*16	Number G*16	Number H*1
 <p>(M6*35)</p>		

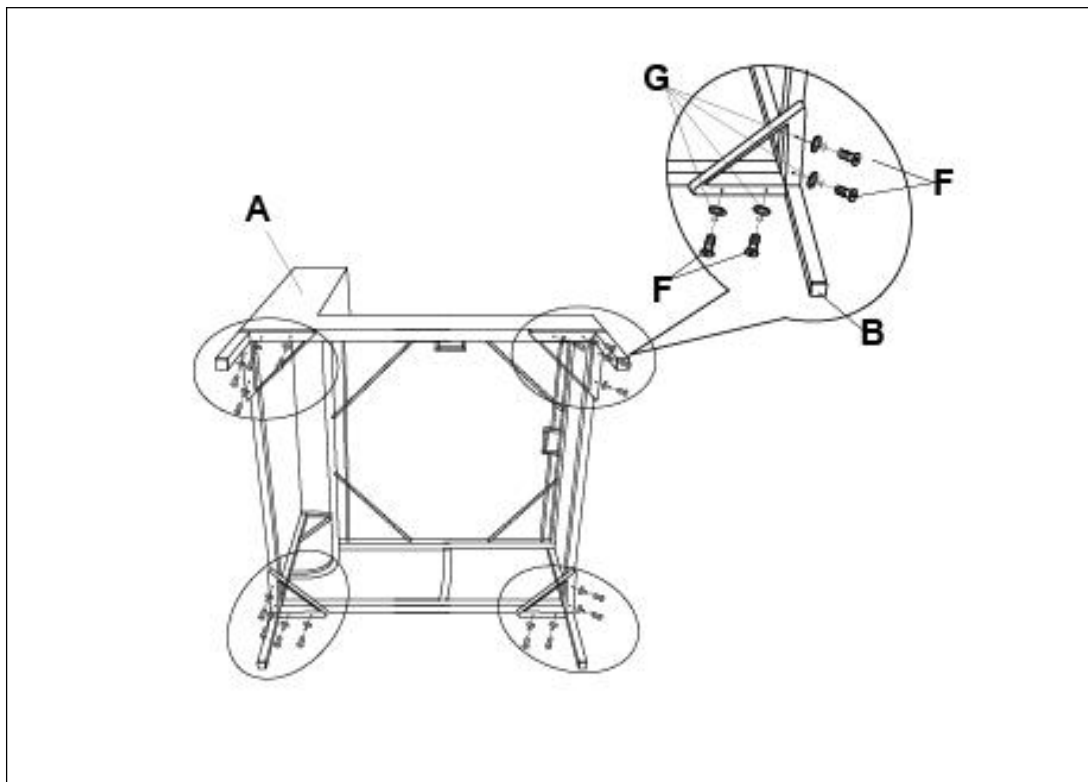
Total material list, furniture parts

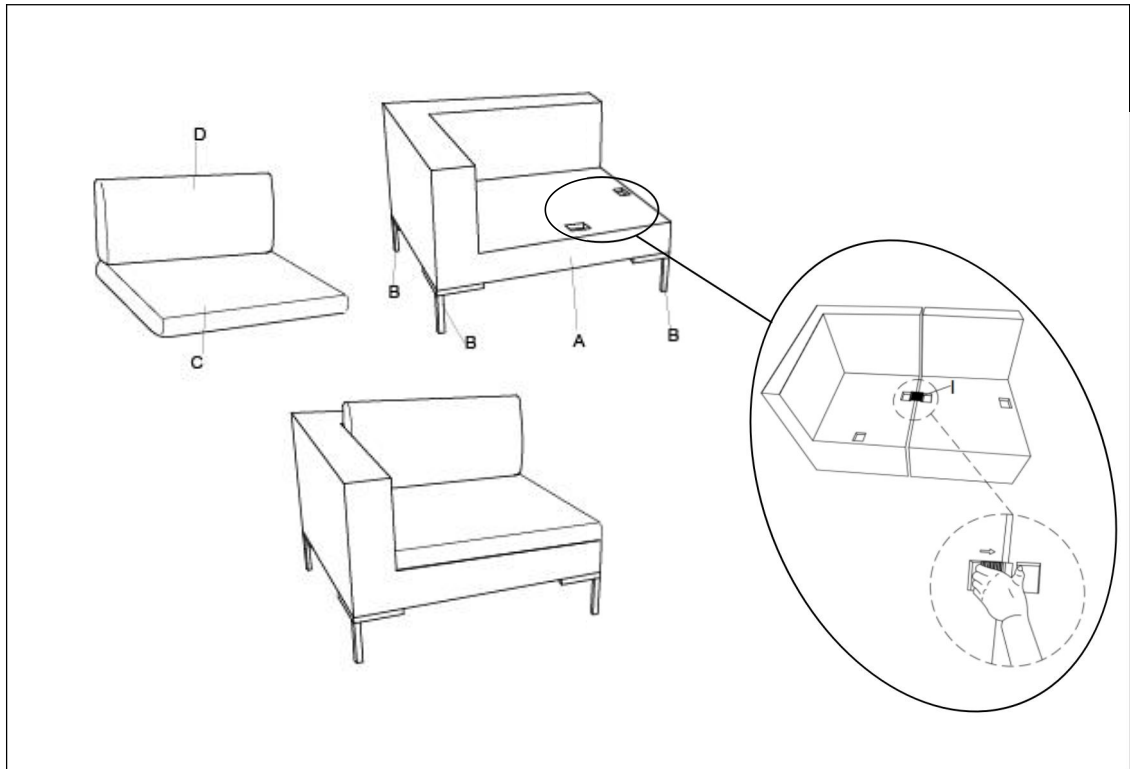
Number A*1	Number B*4	Number C*1
		
Number D*1	Number I*1	
		

Material list


(A)

Number A*1	Number B*4	Number C*1	Number D*1
			
Number F*16	Number G*16	Number H*1	Number I*1
 <p data-bbox="316 842 422 880">(M6*35)</p>			





Max load



ILVA