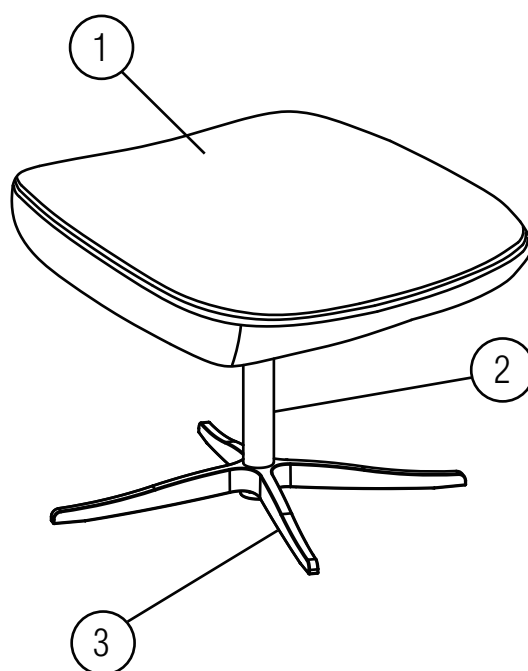


# ASSEMBLY INSTRUCTION

---

Freja footstool

1067588



---

54cm x 38.1cm

---

2021-11-09

**ILVA**

## Kære Kunde

**Tillykke med dit nye køb.  
Følg disse råd og få det bedste  
resultat, når du samler produktet.**

Læs vejledningen grundigt, før du går i gang.  
Find hjælp, hvis I skal være to til at samle møblet.  
Tjek at pakken indeholder alle dele på  
materialeoversigten.  
Saml møblet på et blødt underlag, så du undgår ridser.  
Følg vejledningen nøje.  
Efterspænd møblet efter en måned.  
Gem denne vejledning.

### Afsæt god tid.

Nogle møbler kan samles på få minutter. Andre – der  
f.eks. består af flere dele – kan tage over en time at  
samle. Afsæt god tid eller gø evt. arbejdet af flere  
omgange.

Mangler du enkeltdele, eller har du spørgsmål til  
Samlevejledningen kontakt kundeservice på [ilva.dk](http://ilva.dk).

Venlig hilsen  
ILVA



Anbefalet:

## Dear Customer

**Congratulations on your new purchase  
Follow this advice and get the best  
Result when assembling the product.**

Read the instruction carefully before you start.  
Get help, if two persons are required for assembly.  
Make sure, you have all parts on the total material list.  
Work on a soft, flat surface to avoid any damage to the  
finish.  
Follow the assembly instruction.  
Tighten the furniture joints after a Month.  
Keep the assembly instruction.

### Allocate good time

Some furniture can be assembled in minutes. Others –  
e.g. products in several parts – can take more than an  
hour to finish. Make sure to allocate good time or  
divide up the work.

If any parts are missing or you have questions for the  
Assembly instruction contact support at [ilva.dk](http://ilva.dk).

Best regards  
ILVA

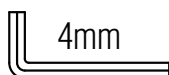


Recommended:

---

Tools needed

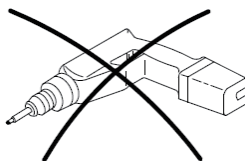
---



---

Don't use!!!




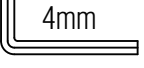
---



**ILVA**

# TOTAL MATERIAL LIST, HARDWARE

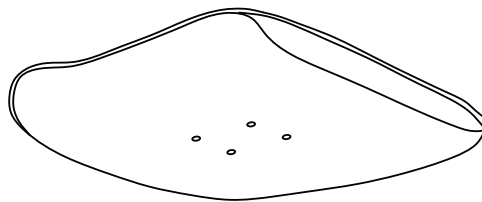
---

A/x4	B/x1	C/x1	D/x1
16mm 		65mm 	4mm 

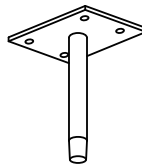
# TOTAL MATERIAL LIST, FURNITURE PARTS

---

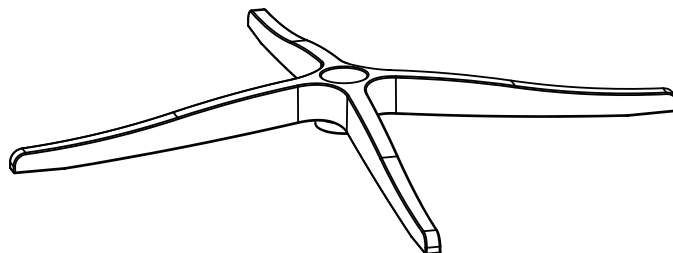
1



2



3



**ILVA**

# MATERIAL LIST

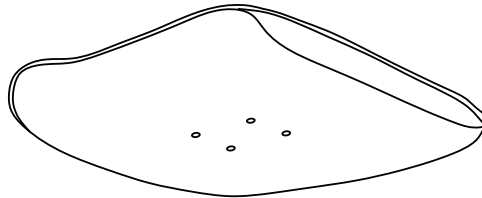
(A)

A/x4

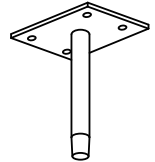
16mm



1

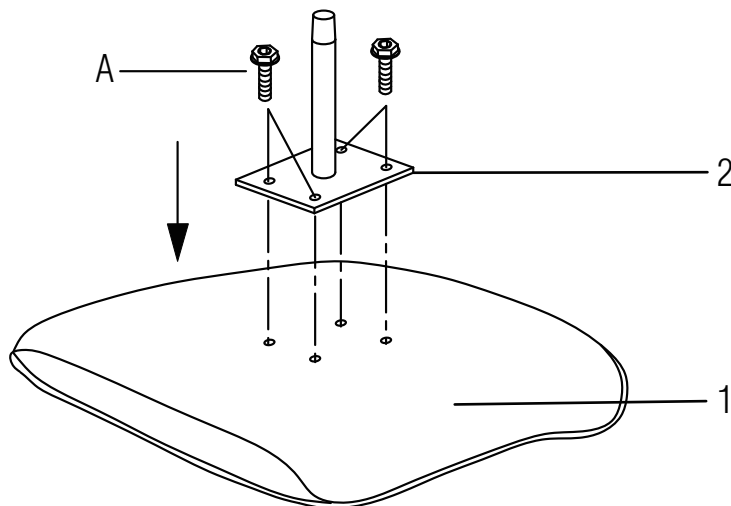


2



# ASSEMBLY INSTRUCTION, 1

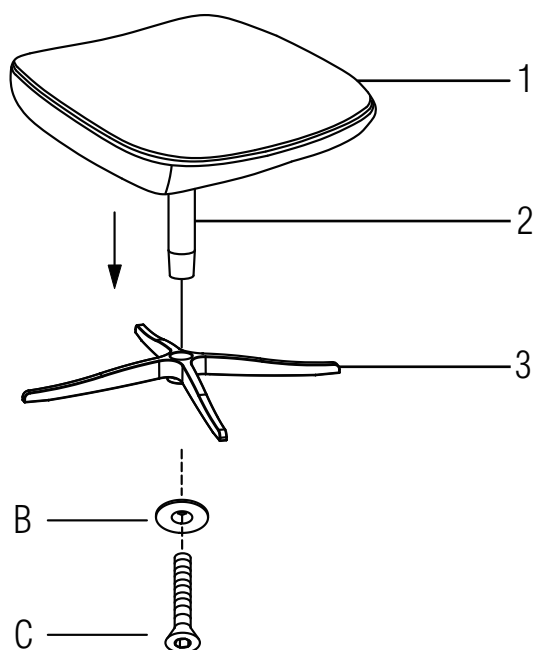
(A)



**ILVA**

# ASSEMBLY INSTRUCTION, 2

Ⓐ



## MAX LOAD

Sitting on the footstool is not allowed.



**ILVA**